

AESTHETICS INC



Standard Product Catalog

Quality | Creativity | Flexibility

*Co-creating
environments that
potentiateSM*





Since 1989, Aesthetics has developed a reputation for designing high quality custom interpretive displays. These systems offer quality, customization, creativity and flexibility in a budget friendly price range.

We invite you to review the modules presented in this brochure and call us for a complimentary phone consultation. During this consultation we will assess your unique needs and provide appropriate recommendations on how to create a personalized display.

For more detailed information, call Suzy Yates at 619-683-7502.

TABLE OF CONTENTS

Graphic Display System	3-7
Description	4
Graphic Background Options	5
Panel & Configuration Options	6-7
Slide-In Display System	8-9
Description and Finish Options	8
Panel Size Options	9
Dimensional Letters	10-11
Finish Options	10
Font Options	11

GRAPHIC DISPLAY SYSTEM



This Rendering Shows:
Graphic Display System
Configuration: La Jolla | Graphic Background Image: L.103 | Font: Optima

Our graphic display systems are designed to coordinate so they can be mixed and matched for various panel sizes in displays throughout a facility. Six sets of graphic imagery are available. They consist of three sets of nature images, and three sets of colored patterns and textures.

GRAPHIC BACKGROUND OPTIONS



E.101



F.102



F.103



M.101



M.102



M.103



L.101



L.102



L.103



N.101



N.102



N.103



G.101



G.102



G.103



B.101



B.102



B.103

Samples of the graphic background options, panel materials and fire rating information are available upon request.

***(CSI) Customer Supplied Images, can also be used. Ask for details about this service.**

PANEL SYSTEM

Background Image

Graphic imagery creates a backdrop for the content. It is printed on a lightweight board with black edges, and is 100% recyclable.

Digital Insert

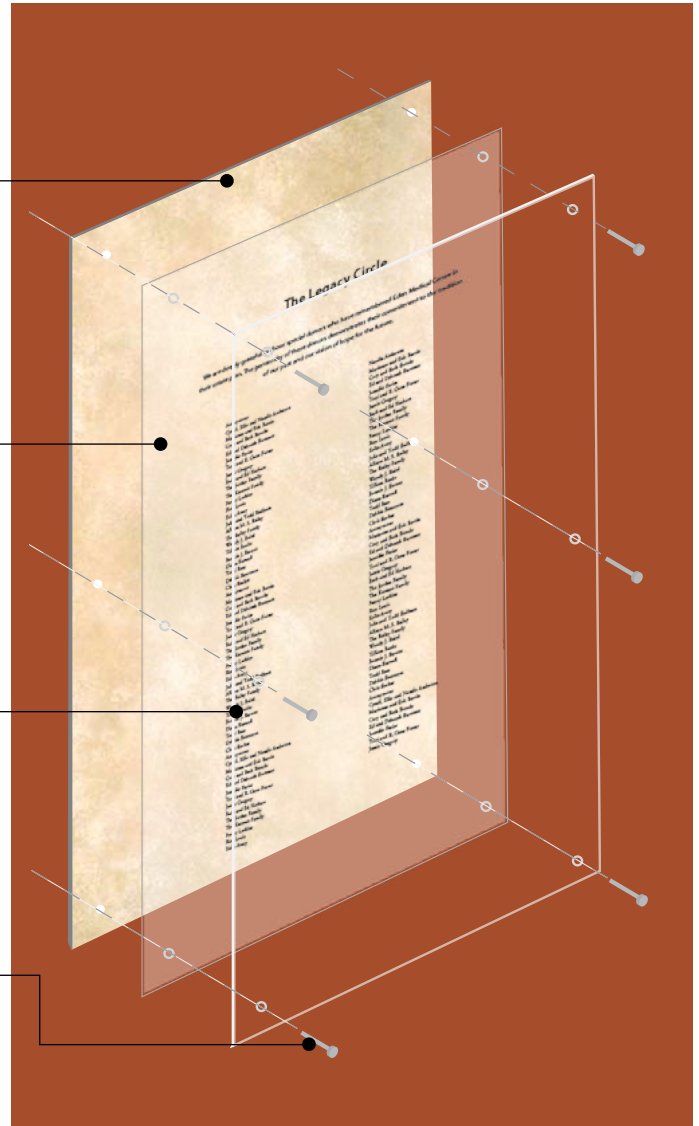
Lists all content on a clear film. This list can be replaced whenever content needs to be updated. Three font options are available.

Front Panel

Protects digital insert and provides a finished appearance. Available in 3/16" thick clear, tempered glass, or 1/4" thick non-glare acrylic.

Hardware

Brushed Aluminum caps secure all layers together and attach to the wall.



These wall-mounted display panels consist of three layers that create a finished artistic piece, while still allowing the flexibility of updating the content.

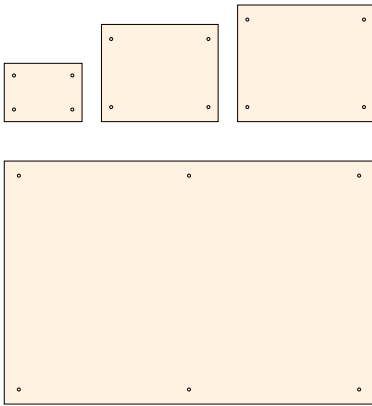
The diagram above illustrates how the layers are assembled, and explains the function of each. Assembled panels are available in multiple sizes and configurations to meet your needs.

DISPLAY SYSTEM OPTIONS

Individual Panels, available in the following sizes:

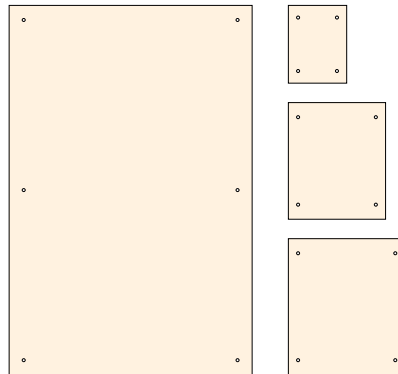
Horizontal Orientation

- 1BH: 8" wide x 6" high
- 2BH: 12" wide x 10" high
- 3BH: 14" wide x 12" high
- 4BH: 38" wide x 25" high



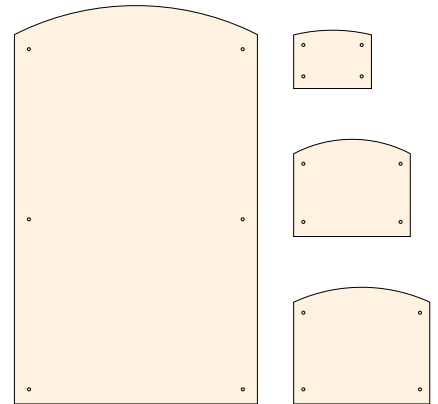
Vertical Orientation

- 1BV: 6" wide x 8" high
- 2BV: 10" wide x 12" high
- 3BV: 12" wide x 14" wide
- 4BV: 25" wide x 41" high

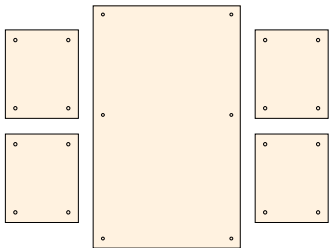


Arched

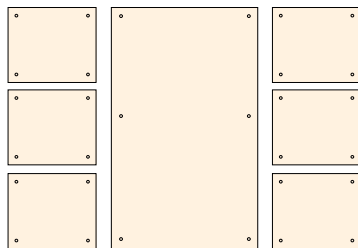
- 1A: 8" wide x 6" high
- 2A: 12" wide x 10" high
- 3A: 14" wide x 12" high
- 4A: 25" wide x 41" high



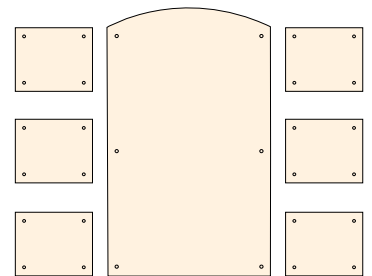
Preset Configurations and Overall Dimensions



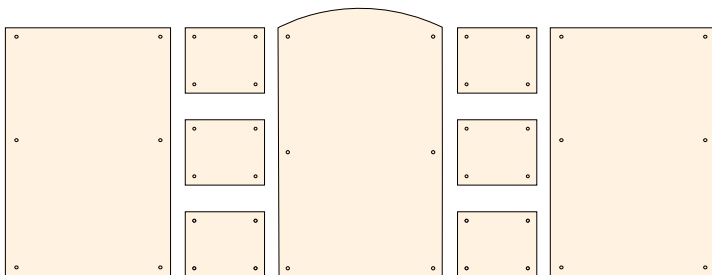
Carlsbad
 4'-5" wide x 3'-2" high



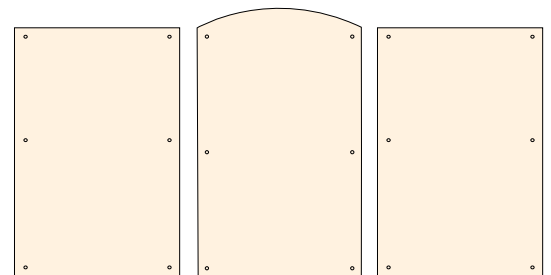
Pendleton
 4'-9" wide x 3'-3" high



Del Mar
 4'-5" wide x 3'-5" high



La Jolla
 8'-11" wide x 3'-5" high



Coronado
 6'-7" wide x 3'-5" high

SLIDE-IN DISPLAY SYSTEM

Trim Piece

The top and bottom of each slide-in display panel features a trim piece that is available in a choice of finishes.


Digital Insert

The client supplied insert slides into the opening from the right or left side of the panel.

The sizes are designed to accommodate standard photograph dimensions and captions, such as the name and title of the person featured here.

Trim Piece

Digital Insert



Maple



Cherry




Aluminum

The slide-in displays are available in sizes to hold standard photographs, and a choice of three finishes to compliment your interior finishes. The small displays are designed to be placed under the larger ones for photo captions and small pieces of information. They are easy to install and can be updated in-house as needed.

If installing onto glass, we do offer acrylic backers to conceal plaques from the backside.

Finish samples and fire rating information available upon request.


SLIDE-IN DISPLAY SYSTEM




This Rendering Shows:

Slide-In Display - Panel 4C | Graphic Background Image: F.103 | Finish: Cherry

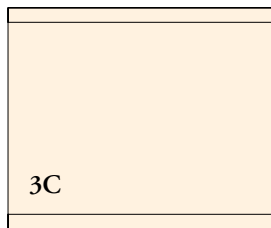
AVAILABLE SIZES



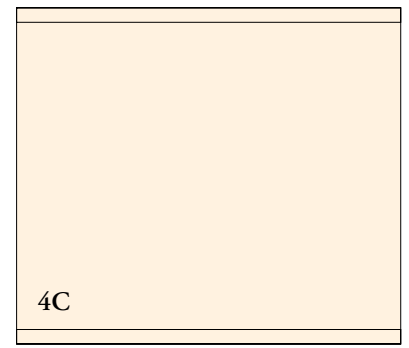
1C
 5" wide x 7.75" high
 Insert size: 5" x 7"



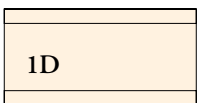
2C
 8" wide x 10.75" high
 Insert size: 8" x 10"




3C
 7" wide x 5.75" high
 Insert size: 7" x 5"




4C
 10" wide x 8.75" high
 Insert size: 10" x 8"




1D
 5" wide x 2.5" high
 Insert size: 5" x 2"



2D
 8" wide x 2.5" high
 Insert size: 8" x 2"

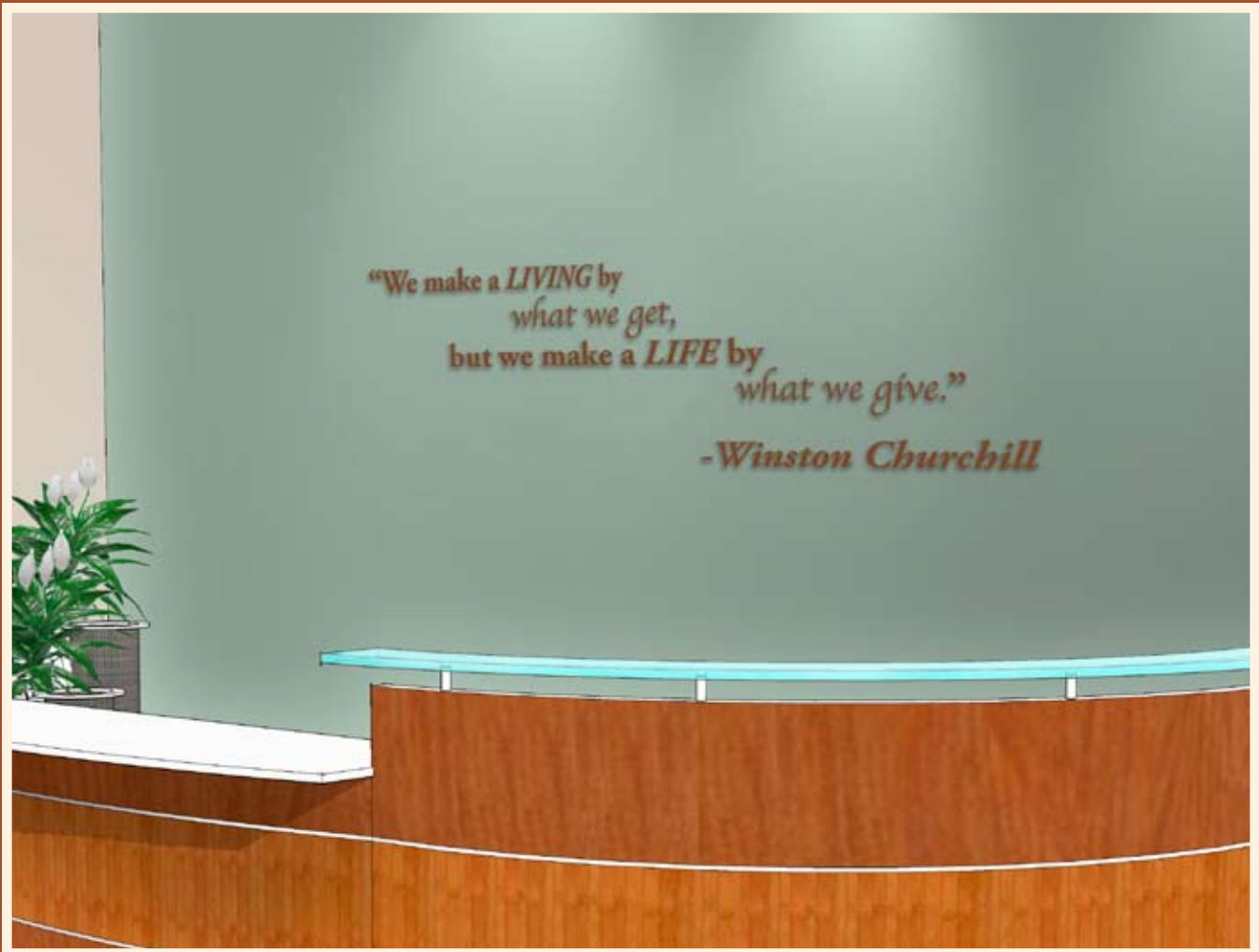


3D
 7" wide x 2.5" high
 Insert size: 7" x 2"



4D
 10" wide x 2.5" high
 Insert size: 10" x 2"

DIMENSIONAL LETTERS



This Rendering Shows:
Dimensional Letters
Fonts: Adobe Garamond Bold, Apple Chancery | Finish: Dark Brown

FINISH OPTIONS



Metallic Gray



Dark Gray



Dark Brown

FONT OPTIONS

Option One: Optima Bold

Aa Bb Cc Dd Ee Ff Gg Hh Ii Jj Kk Ll Mm Nn Oo Pp Qq Rr Ss Tt Uu Vv Ww Xx Yy Zz
1234567890

Option Two : Optima Bold Italic

Aa Bb Cc Dd Ee Ff Gg Hh Ii Jj Kk Ll Mm Nn Oo Pp Qq Rr Ss Tt Uu Vv Ww Xx Yy Zz
1234567890

Option Three: Adobe Garamond Bold

Aa Bb Cc Dd Ee Ff Gg Hh Ii Jj Kk Ll Mm Nn Oo Pp Qq Rr Ss Tt Uu Vv Ww Xx Yy Zz
1234567890

Option Four: Adobe Garamond Bold Italic

Aa Bb Cc Dd Ee Ff Gg Hh Ii Jj Kk Ll Mm Nn Oo Pp Qq Rr Ss Tt Uu Vv Ww Xx Yy Zz
1234567890

Option Five: Apple Chancery

Aa Bb Cc Dd Ee Ff Gg Hh Ii Jj Kk Ll Mm Nn Oo Pp Qq Rr Ss Tt Uu Vv Ww Xx Yy Zz
1234567890

A large, dark gray, serif initial capital letter 'W' is centered on the page. The letter is composed of three vertical strokes that meet at a central point, with the top and bottom of each stroke being slightly rounded. The overall appearance is that of a high-quality, classic typeface.

FULL SIZE 3" Initial Caps

Our Mission

Aesthetics, Inc. is a multidisciplinary design firm that collaborates to bring harmony, balance, and beauty to the built environment.

About Aesthetics, Inc.


Founded in 1980, Aesthetics, Inc. helps healthcare organizations express their distinctive healing missions, values, and traditions through interior design, arts programs, wayfinding, interpretive displays and other design elements.

Aesthetics has collaborated with more than 400 companies, including some of the largest and best-known healthcare organizations in the United States and Canada, and with numerous major artists and architects around the world.

What We Do

We act as co-creators of environments that strengthen healing and support the healing journey. For us, deep engagement with organizational leaders and key stakeholders is an essential part of the design process, and it is also essential to achieving our long-term aim: that each facility will become so deeply valued by patients, families, staff, donors, and the community that those stakeholders develop an emotional and practical commitment to the facility's long-term success.

At all levels of our involvement with a client, skilled and experienced staff commit to understanding each client organization as thoroughly as possible and helping the organization to vividly express its uniqueness. We recognize that the values and practices of each healthcare organization have deep roots in history and tradition; that they reflect the unique communities and patients the organization serves; and that they often are embedded in a particular spiritual or altruistic perspective. We view it as our responsibility to learn about those factors and fully reflect them in our services.



www.aesthetics.net/downloadpage.html



301 Spruce Street • San Diego, California 92103 • 619.683.7500
info@aesthetics.net • www.aesthetics.net